


# Endoscopic Submucosal Dissection Devices

Simplifying ESD.  
Advancing Endoscopy.



## Efficient, Therapeutic Solutions



# FlushKnife

ESD knives aimed at achieving **advanced usability**, an ideal choice for many applications.

## Highlights

**Versatile and efficient**, the FlushKnife is capable of carrying out multiple ESD applications, from marking to coagulation.

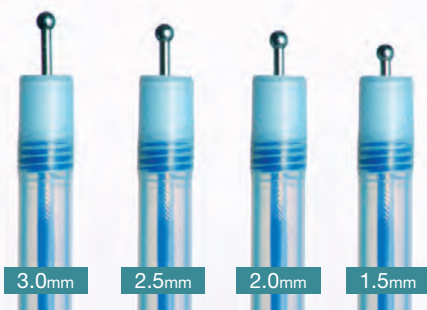
**Tip flush function** enables the supply of sterile water or saline to the distal end of the knife or the target site, either using a syringe or irrigation pump.



## Product Options

A variety of knife tip shapes, knife lengths, and working lengths are available, suitable for different needs. Refer to the product specifications page for additional information.

Ball tip type



Needle type



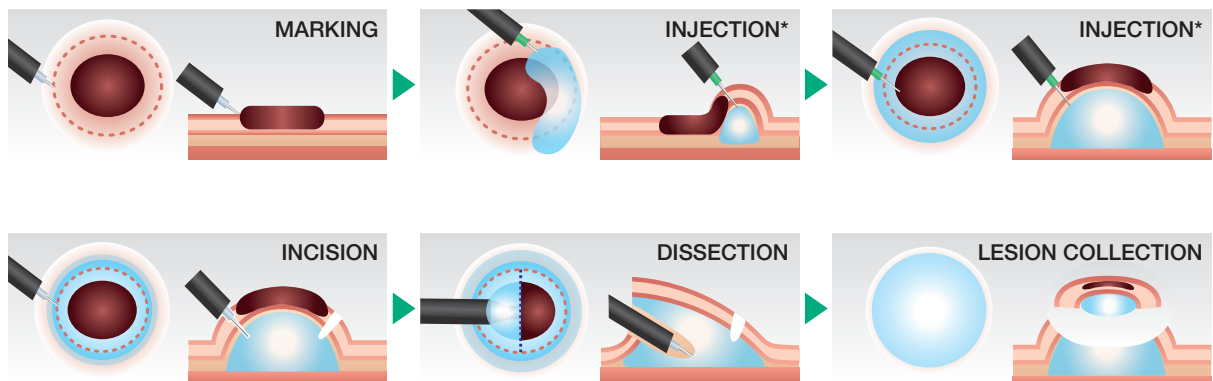
# ENDOSCOPIC SUBMUCOSAL DISSECTION

With Endoscopic Submucosal Dissection (ESD), surface changes in the mucosa are removed through the use of electro-surgical instruments. One advantage of this technique is that its use could reduce the extent of surgical intervention, as the treatment is performed using the body's natural orifices.

The technique enables *en bloc* excision of the mucosal layer, allowing pathologists to examine the whole retrieved tissue, as opposed to the piecemeal method.



## General ESD Procedure (Method)



\*Neither the FlushKnife nor ClutchCutter are indicated for the purpose of injection.



Incision. Dissection. Coagulation.  
Your all-in-one ESD tool.



## ClutchCutter

3-in-1 single-use rotatable forceps to **support and augment** ESD performance.

### Highlights

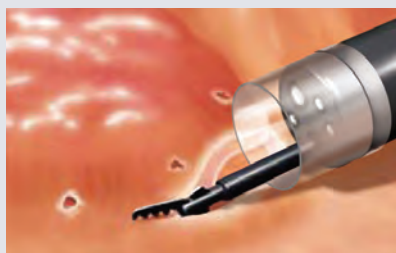
**Serrated, rotatable jaws** allow for precision when approaching the lesion to enable secure gripping of the mucosa.

**Insulated outer edge** helps to avoid unintentional delivery of electrical current.

**Multiple jaw lengths** available to suit differing needs. Both a 3.5mm and 5.0mm option are available.



### Application



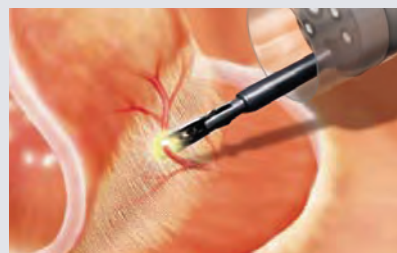
#### Incision

Grasp the mucosa, lift then begin initial incision.



#### Dissection

Grasp the submucosa, lift, and dissect.



#### Coagulation

Coagulate any bleeding spots.



## Supporting Your Procedure

### DISTAL END HOOD

Fujifilm's sterilized hoods are designed to maintain a **clear, unobstructed** field of view during procedures such as ESD. These devices are available in many shapes and sizes, offering compatibility with a wide range of endoscopes and ESD knives. Refer to the product specifications page for additional information.




### GW-100 CO<sub>2</sub> Regulator


Endoscopic CO<sub>2</sub> Regulator offering an **optimized and easy-to-handle** procedure.


Featuring a compact design, the GW-100 enables delivery of CO<sub>2</sub> insufflation for a patient-friendly examination. Multiple medical gas sources are supported, including connection to CO<sub>2</sub> gas cylinders as well as medical gas pipeline systems.




## Product Specifications

	Model name	DK2618J				DK2623J	
	Identifier	B15	B20	B25	B30*	B15	B20
	Knife length	1.5mm	2.0mm	2.5mm	3.0mm	1.5mm	2.0mm
	Sheath color	Green	Blue	Yellow	Black	Green	Blue
	Working length	1800mm				2300mm	
	Maximum diameter of insertion portion	2.7mm				2.7mm	
	Instrument channel diameter of compatible endoscope	φ2.8mm or above				φ2.8mm or above	
	Working length of compatible endoscope	1400mm or less				1700mm or less	

	Model name	DK2618J					DK2623J	
	Identifier	N10*	N15	N20	N25	N30*	N15	N20
	Knife length	1.0mm	1.5mm	2.0mm	2.5mm	3.0mm	1.5mm	2.0mm
	Sheath color	White	Green	Blue	Yellow	Black	Green	Blue
	Working length	1800mm					2300mm	
	Maximum diameter of insertion portion	2.7mm					2.7mm	
	Instrument channel diameter of compatible endoscope	φ2.8mm or above					φ2.8mm or above	
	Working length of compatible endoscope	1400mm or less					1700mm or less	

	Model name	DP2618DT	
	Identifier	35	50
	Jaw length	3.5mm	5.0mm
	Working length	1800mm	
	Maximum diameter of insertion portion	2.7mm	
	Instrument channel diameter of compatible endoscope	φ2.8mm or above	
	Working length of compatible endoscope	1400mm or less	

	Model name	DH-28GR	DH-29CR	DH-30CR	DH-34CR	DH-40GR	DH-35GZ	DH-38CZ
	Outer diameter	11.5mm	12.4mm	13.8mm	13.6mm	11.8mm	11.5mm	13.4mm
	Distance from endoscope tip	7.0mm	7.0mm	7.0mm	7.0mm	8.3mm	2.0mm	2.0mm
	Distal end diameter of compatible endoscopes	9.6mm - 9.9mm	10.5mm - 11.1mm	11.7mm - 12.8mm	11.5mm - 12.0mm	9.8mm - 10.5mm	9.9mm	11.5mm - 12.0mm
	Number of drains	2	2	2	1	1	1	0
	Hood color/shape	Clear/Tapered	Clear/Tapered	Clear/Tapered	Clear/Guide Groove	Clear/Asymmetrical	Black/Straight	Black/Straight
	Pieces per pack	5	5	5	5	5	10	10

<b>GW-100 CO<sub>2</sub> Regulator</b>	Power supply	100-240VAC 50/60Hz
	Power consumption (rated)	0.3A
	Dimensions	5.7"x 6.7"x 15.4" (WxHxD)
	Weight	15.4lbs
	Maximum gas/water supply pressure	65kPa (9.4psi or 488mmHg)
	Applicable endoscopes	FUJIFILM endoscope for G.I. tract
	Gas in use	CO <sub>2</sub> gas for medical use



An endoscope may not be compatible with these devices even when it has the same specifications as described above. Specifications are subject to change without notice.  
 \* Denotes special order products.